



Location: CMA1b - Oil Street Site Office

Report on 24-hour TSP monitoring

Action Level ($\mu\text{g}/\text{m}^3$) - 176.7

Limit Level ($\mu\text{g}/\text{m}^3$) - 260

Date	Sampling Time	Weather Condition	Filter paper no.	Filter Weight, g		Elapse Time, hr		Sampling Time, hr	Flow Rate, m^3/min			Total Volume, m^3	TSP Level, $\mu\text{g}/\text{m}^3$
				Initial	Final	Initial	Final		Initial, Q_{si}	Final, Q_{sf}	Average		
28-Dec-16	8:00	Cloudy	18653	2.6413	2.8735	9268.74	9292.74	24.00	1.31	1.30	1.31	1880	123.5
4-Jan-17	15:06	Fine	19646	2.6372	2.7693	9304.84	9328.84	24.00	1.29	1.29	1.29	1861	71.0
9-Jan-17	8:00	Fine	18491	2.8277	3.1617	9328.84	9352.84	24.00	1.32	1.32	1.32	1902	175.6
14-Jan-17	8:00	Cloudy	18842	2.8430	3.0070	9357.15	9381.15	24.00	1.30	1.30	1.30	1874	87.5
20-Jan-17	8:00	Fine	18816	2.6663	2.9129	9384.15	9408.15	24.00	1.30	1.30	1.30	1874	131.6
27-Jan-17	16:00	Fine	18966	2.8463	3.0006	9437.90	9461.90	24.00	1.30	1.30	1.30	1872	82.4

Remarks: Due to interruption of electricity, the 24hr TSP was rescheduled from 3 and 26 Jan 2017 to 4 and 27 Jan 2017 respectively.

Report on 1-hour TSP monitoring

Action Level ($\mu\text{g}/\text{m}^3$) - 320.1

Limit Level ($\mu\text{g}/\text{m}^3$) - 500

Date	Sampling Time	Weather Condition	Filter paper no.	Filter Weight, g		Elapse Time, hr		Sampling Time, hr	Flow Rate, m^3/min			Total Volume, m^3	TSP Level, $\mu\text{g}/\text{m}^3$
				Initial	Final	Initial	Final		Initial, Q_{si}	Final, Q_{sf}	Average		
29-Dec-16	8:40	Cloudy	18470	2.8567	2.8660	9292.74	9293.74	1.00	1.30	1.30	1.30	78	118.8
29-Dec-16	10:15	Cloudy	18662	2.6610	2.6745	9293.74	9294.74	1.00	1.30	1.30	1.30	78	172.5
29-Dec-16	13:00	Cloudy	18461	2.8151	2.8277	9294.74	9295.74	1.00	1.30	1.30	1.30	78	161.0
4-Jan-17	9:00	Fine	18684	2.6632	2.6804	9301.84	9302.84	1.00	1.29	1.29	1.29	78	221.6
4-Jan-17	10:50	Fine	18651	2.6401	2.6539	9302.84	9303.84	1.00	1.29	1.29	1.29	78	177.8
4-Jan-17	13:24	Fine	18647	2.6581	2.6694	9303.84	9304.84	1.00	1.29	1.29	1.29	78	145.6
10-Jan-17	8:30	Fine	18864	2.8231	2.8414	9352.84	9353.84	1.00	1.30	1.30	1.30	78	235.5
10-Jan-17	9:58	Fine	18855	2.8602	2.8794	9353.84	9354.84	1.00	1.30	1.30	1.30	78	247.1
10-Jan-17	11:00	Fine	18847	2.8422	2.8598	9354.84	9355.84	1.00	1.30	1.30	1.30	78	226.5
16-Jan-17	8:30	Cloudy	18837	2.8639	2.8808	9381.15	9382.15	1.00	1.30	1.30	1.30	78	216.3
16-Jan-17	10:30	Cloudy	18809	2.6593	2.6686	9382.15	9383.15	1.00	1.30	1.30	1.30	78	119.1
16-Jan-17	13:00	Cloudy	18802	2.6456	2.6575	9383.15	9384.15	1.00	1.30	1.30	1.30	78	152.3
21-Jan-17	8:30	Fine	18490	2.8207	2.8382	9408.15	9409.15	1.00	1.30	1.30	1.30	78	223.9
21-Jan-17	9:32	Fine	18453	2.8303	2.8467	9409.15	9410.15	1.00	1.30	1.30	1.30	78	209.8
21-Jan-17	11:00	Fine	18446	2.8372	2.8527	9410.15	9411.15	1.00	1.30	1.30	1.30	78	198.3
27-Jan-17	8:50	Fine	18474	2.8524	2.8601	9434.29	9435.29	1.00	1.30	1.30	1.30	78	98.7
27-Jan-17	10:15	Fine	18973	2.8789	2.8872	9435.29	9436.29	1.00	1.30	1.30	1.30	78	106.4
27-Jan-17	13:00	Fine	18970	2.8155	2.8222	9436.29	9437.29	1.00	1.30	1.30	1.30	78	85.9



Location: CMA2a - Causeway Bay Community Centre

Report on 24-hour TSP monitoring

Action Level ($\mu\text{g}/\text{m}^3$) - 169.5

Limit Level ($\mu\text{g}/\text{m}^3$) - 260

Date	Sampling Time	Weather Condition	Filter paper no.	Filter Weight, g		Elapse Time, hr		Sampling Time, hr	Flow Rate, m^3/min			Total Volume, m^3	TSP Level, $\mu\text{g}/\text{m}^3$
				Initial	Final	Initial	Final		Initial, Q_{si}	Final, Q_{sf}	Average		
28-Dec-16	8:00	Cloudy	18654	2.6451	2.6912	18909.04	18933.04	24.00	1.09	1.09	1.09	1568	29.4
3-Jan-17	8:00	Fine	18458	2.8276	2.9427	18936.04	18960.04	24.00	1.12	1.12	1.12	1619	71.1
9-Jan-17	8:00	Fine	18644	2.6247	2.7344	18963.04	18987.04	24.00	1.08	1.08	1.08	1555	70.6
14-Jan-17	8:00	Cloudy	18841	2.8402	2.9298	18990.04	19014.04	24.00	1.13	1.13	1.13	1626	55.1
20-Jan-17	8:00	Fine	18817	2.6846	2.8037	19017.04	19041.04	24.00	1.13	1.13	1.13	1626	73.3
26-Jan-17	8:00	Fine	18484	2.8376	2.9609	19044.04	19068.04	24.00	1.09	1.08	1.09	1563	78.9

Report on 1-hour TSP monitoring

Action Level ($\mu\text{g}/\text{m}^3$) - 323.4

Limit Level ($\mu\text{g}/\text{m}^3$) - 500

Date	Sampling Time	Weather Condition	Filter paper no.	Filter Weight, g		Elapse Time, hr		Sampling Time, hr	Flow Rate, m^3/min			Total Volume, m^3	TSP Level, $\mu\text{g}/\text{m}^3$
				Initial	Final	Initial	Final		Initial, Q_{si}	Final, Q_{sf}	Average		
29-Dec-16	8:15	Cloudy	18471	2.8563	2.8631	18933.04	18934.04	1.00	1.09	1.09	1.09	65	104.2
29-Dec-16	9:30	Cloudy	18663	2.6599	2.6664	18934.04	18935.04	1.00	1.13	1.13	1.13	68	95.8
29-Dec-16	11:00	Cloudy	18459	2.8298	2.8358	18935.04	18936.04	1.00	1.09	1.09	1.09	65	91.9
4-Jan-17	8:30	Fine	18685	2.6455	2.6502	18960.04	18961.04	1.00	1.08	1.08	1.08	65	72.5
4-Jan-17	11:00	Fine	18650	2.6498	2.6560	18961.04	18962.04	1.00	1.08	1.08	1.08	65	95.6
4-Jan-17	13:00	Fine	18649	2.6756	2.6810	18962.04	18963.04	1.00	1.08	1.08	1.08	65	83.3
10-Jan-17	8:30	Fine	18863	2.8248	2.8334	18987.04	18988.04	1.00	1.12	1.12	1.12	67	127.4
10-Jan-17	9:45	Fine	18856	2.8472	2.8539	18988.04	18989.04	1.00	1.08	1.08	1.08	65	103.3
10-Jan-17	11:00	Fine	18848	2.8351	2.8437	18989.04	18990.04	1.00	1.08	1.08	1.08	65	132.5
16-Jan-17	8:30	Cloudy	18838	2.8531	2.8594	19014.04	19015.04	1.00	1.13	1.13	1.13	68	92.9
16-Jan-17	10:30	Cloudy	18810	2.6612	2.6650	19015.04	19016.04	1.00	1.09	1.09	1.09	65	58.3
16-Jan-17	13:00	Cloudy	18803	2.6573	2.6634	19016.04	19017.04	1.00	1.13	1.13	1.13	68	90.0
21-Jan-17	8:30	Fine	18782	2.6501	2.6582	19041.04	19042.04	1.00	1.13	1.13	1.13	68	119.4
21-Jan-17	9:32	Fine	18454	2.8093	2.8160	19042.04	19043.04	1.00	1.11	1.11	1.11	67	100.7
21-Jan-17	11:00	Fine	18447	2.8444	2.8527	19043.04	19044.04	1.00	1.09	1.09	1.09	65	127.3
27-Jan-17	8:52	Fine	18976	2.8956	2.8997	19068.04	19069.04	1.00	1.08	1.08	1.08	65	63.0
27-Jan-17	10:30	Fine	18988	2.9077	2.9111	19069.04	19070.04	1.00	1.08	1.08	1.08	65	52.2
27-Jan-17	13:00	Fine	18984	2.8974	2.9018	19070.04	19071.04	1.00	1.08	1.08	1.08	65	67.6



Location: CMA3a - CWB PRE Site Office Area

Report on 24-hour TSP monitoring

Action Level ($\mu\text{g}/\text{m}^3$) - 171

Limit Level ($\mu\text{g}/\text{m}^3$) - 260

Date	Sampling Time	Weather Condition	Filter paper no.	Filter Weight, g		Elapse Time, hr		Sampling Time, hr	Flow Rate, m^3/min			Total Volume, m^3	TSP Level, $\mu\text{g}/\text{m}^3$
				Initial	Final	Initial	Final		Initial, Q_{si}	Final, Q_{sf}	Average		
28-Dec-16	8:00	Cloudy	18655	2.6758	2.7861	6363.77	6387.77	24.00	1.10	1.09	1.10	1579	69.9
3-Jan-17	8:00	Fine	18682	2.6413	2.6912	6390.82	6414.82	24.00	1.04	1.04	1.04	1502	33.2
9-Jan-17	8:00	Fine	18728	2.6711	2.8049	6417.82	6441.82	24.00	1.11	1.12	1.11	1605	83.4
14-Jan-17	8:00	Cloudy	18843	2.8385	2.9094	6444.83	6468.83	24.00	1.05	1.05	1.05	1515	46.8
20-Jan-17	8:00	Fine	18818	2.6836	2.8040	6472.95	6496.95	24.00	1.12	1.13	1.12	1620	74.3
26-Jan-17	8:00	Fine	18486	2.8374	2.9612	6499.95	6523.95	24.00	1.13	1.12	1.12	1620	76.4

Report on 1-hour TSP monitoring

Action Level ($\mu\text{g}/\text{m}^3$) - 311.3

Limit Level ($\mu\text{g}/\text{m}^3$) - 500

Date	Sampling Time	Weather Condition	Filter paper no.	Filter Weight, g		Elapse Time, hr		Sampling Time, hr	Flow Rate, m^3/min			Total Volume, m^3	TSP Level, $\mu\text{g}/\text{m}^3$
				Initial	Final	Initial	Final		Initial, Q_{si}	Final, Q_{sf}	Average		
29-Dec-16	8:25	Cloudy	18442	2.8365	2.8412	6387.77	6388.77	1.00	1.09	1.09	1.09	66	71.6
29-Dec-16	9:50	Cloudy	18665	2.6071	2.6109	6388.77	6389.77	1.00	1.09	1.09	1.09	66	57.9
29-Dec-16	10:55	Cloudy	18462	2.8245	2.8293	6389.77	6390.77	1.00	0.97	0.97	0.97	58	82.7
4-Jan-17	8:30	Fine	18687	2.6350	2.6367	6414.82	6415.82	1.00	1.04	1.04	1.04	63	27.2
4-Jan-17	9:53	Fine	18707	2.6382	2.6399	6415.82	6416.82	1.00	1.04	1.04	1.04	63	27.2
4-Jan-17	13:00	Fine	18723	2.6580	2.6642	6416.82	6417.82	1.00	1.04	1.04	1.04	63	99.1
10-Jan-17	8:15	Fine	18867	2.8351	2.8421	6441.82	6442.82	1.00	1.19	1.19	1.19	71	98.0
10-Jan-17	9:50	Fine	18858	2.8514	2.8577	6442.82	6443.82	1.00	1.04	1.04	1.04	63	100.5
10-Jan-17	11:00	Fine	18850	2.8583	2.8664	6443.82	6444.82	1.00	1.04	1.04	1.04	63	129.3
16-Jan-17	8:30	Cloudy	18813	2.6293	2.6370	6468.83	6469.83	1.00	1.05	1.05	1.05	63	122.0
16-Jan-17	10:30	Cloudy	18812	2.6238	2.6281	6469.83	6470.83	1.00	1.05	1.05	1.05	63	68.1
16-Jan-17	13:00	Cloudy	18804	2.6496	2.6531	6470.83	6471.83	1.00	1.05	1.05	1.05	63	55.4
21-Jan-17	8:15	Fine	18688	2.6482	2.6542	6496.95	6497.95	1.00	1.13	1.13	1.13	68	88.7
21-Jan-17	9:25	Fine	18455	2.8150	2.8195	6497.95	6498.95	1.00	1.13	1.13	1.13	68	66.5
21-Jan-17	10:26	Fine	18449	2.8221	2.8300	6498.95	6499.95	1.00	1.13	1.13	1.13	68	116.8
27-Jan-17	8:35	Fine	18476	2.8738	2.8779	6523.95	6524.95	1.00	1.05	1.05	1.05	63	65.1
27-Jan-17	9:56	Fine	18974	2.8903	2.8935	6524.95	6525.95	1.00	1.05	1.05	1.05	63	50.8
27-Jan-17	11:00	Fine	18971	2.9104	2.9135	6525.95	6526.95	1.00	1.05	1.05	1.05	63	49.2



Location: CMA4a - SPCA

Report on 24-hour TSP monitoring

Action Level ($\mu\text{g}/\text{m}^3$) - 171.2

Limit Level ($\mu\text{g}/\text{m}^3$) - 260

Date	Sampling Time	Weather Condition	Filter paper no.	Filter Weight, g		Elapse Time, hr		Sampling Time, hr	Flow Rate, m^3/min			Total Volume, m^3	TSP Level, $\mu\text{g}/\text{m}^3$
				Initial	Final	Initial	Final		Initial, Q_{si}	Final, Q_{sf}	Average		
28-Dec-16	8:00	Cloudy	18656	2.6432	2.7427	23147.38	23171.38	24.00	1.23	1.17	1.20	1721	57.8
3-Jan-17	8:00	Fine	18683	2.6636	2.7170	23174.43	23198.43	24.00	1.16	1.16	1.16	1676	31.9
10-Jan-17	13:00	Fine	18727	2.6737	2.8330	23204.43	23228.43	24.00	1.21	1.23	1.22	1755	90.8
14-Jan-17	8:00	Cloudy	18834	2.8619	2.9466	23228.43	23252.43	24.00	1.22	1.22	1.22	1751	48.4
21-Jan-17	13:00	Fine	18819	2.6682	2.8310	23258.43	23282.43	24.00	1.17	1.17	1.17	1686	96.5
26-Jan-17	8:00	Fine	18482	2.8308	2.9553	23282.43	23306.43	24.00	1.22	1.21	1.22	1751	71.1

Remarks: Due to interruption of electricity, the 24hr TSP was rescheduled from 9 and 20 Jan 2017 to 10 and 21 Jan 2017 respectively.

Report on 1-hour TSP monitoring

Action Level ($\mu\text{g}/\text{m}^3$) - 312.5

Limit Level ($\mu\text{g}/\text{m}^3$) - 500

Date	Sampling Time	Weather Condition	Filter paper no.	Filter Weight, g		Elapse Time, hr		Sampling Time, hr	Flow Rate, m^3/min			Total Volume, m^3	TSP Level, $\mu\text{g}/\text{m}^3$
				Initial	Final	Initial	Final		Initial, Q_{si}	Final, Q_{sf}	Average		
29-Dec-16	8:10	Cloudy	18473	2.8512	2.8554	23171.38	23172.38	1.00	1.28	1.28	1.28	77	54.7
29-Dec-16	9:40	Cloudy	18678	2.6802	2.6854	23172.38	23173.38	1.00	1.25	1.25	1.25	75	69.3
29-Dec-16	11:00	Cloudy	18463	2.8249	2.8306	23173.38	23174.38	1.00	1.22	1.22	1.22	73	77.7
4-Jan-17	8:15	Fine	18689	2.6785	2.6840	23198.43	23199.43	1.00	1.16	1.16	1.16	70	78.8
4-Jan-17	9:35	Fine	18708	2.6463	2.6516	23199.43	23200.43	1.00	1.16	1.16	1.16	70	75.9
4-Jan-17	13:00	Fine	18724	2.6555	2.6625	23200.43	23201.43	1.00	1.16	1.16	1.16	70	100.3
10-Jan-17	8:15	Fine	18866	2.8273	2.8358	23201.43	23202.43	1.00	1.21	1.21	1.21	73	117.0
10-Jan-17	9:30	Fine	18859	2.8298	2.8375	23202.43	23203.43	1.00	1.21	1.21	1.21	73	106.0
10-Jan-17	11:00	Fine	18851	2.8527	2.8591	23203.43	23204.43	1.00	1.21	1.21	1.21	73	88.1
16-Jan-17	8:30	Cloudy	18814	2.6165	2.6199	23252.43	23253.43	1.00	1.22	1.22	1.22	73	46.6
16-Jan-17	10:30	Cloudy	18811	2.6292	2.6347	23253.43	23254.43	1.00	1.22	1.22	1.22	73	75.4
16-Jan-17	13:00	Cloudy	18805	2.6734	2.6780	23254.43	23255.43	1.00	1.22	1.22	1.22	73	63.0
21-Jan-17	8:15	Fine	18795	2.6463	2.6526	23255.43	23256.43	1.00	1.22	1.22	1.22	73	86.3
21-Jan-17	9:20	Fine	18456	2.8319	2.8355	23256.43	23257.43	1.00	1.17	1.17	1.17	70	51.3
21-Jan-17	10:30	Fine	18448	2.8206	2.8261	23257.43	23258.43	1.00	1.17	1.17	1.17	70	78.3
27-Jan-17	8:37	Fine	18477	2.8681	2.8728	23306.43	23307.43	1.00	1.21	1.21	1.21	73	64.5
27-Jan-17	10:01	Fine	18989	2.8956	2.8987	23307.43	23308.43	1.00	1.19	1.19	1.19	71	43.4
27-Jan-17	13:00	Fine	18985	2.8998	2.9049	23308.43	23309.43	1.00	1.17	1.17	1.17	70	72.8



Location: CMA5b - Pedestrian Plaza

Report on 24-hour TSP monitoring

Action Level ($\mu\text{g}/\text{m}^3$) - 181
Limit Level ($\mu\text{g}/\text{m}^3$) - 260

Date	Sampling Time	Weather Condition	Filter paper no.	Filter Weight, g		Elapse Time, hr		Sampling Time, hr	Flow Rate, m^3/min			Total Volume, m^3	TSP Level, $\mu\text{g}/\text{m}^3$
				Initial	Final	Initial	Final		Initial, Q_{si}	Final, Q_{sf}	Average		
28-Dec-16	8:00	Cloudy	18695	2.6357	2.7271	7754.77	7778.77	24.00	0.99	0.99	0.99	1425	64.1
3-Jan-17	8:00	Fine	18538	2.7975	2.9382	7781.77	7805.77	24.00	0.79	0.79	0.79	1136	123.9
9-Jan-17	8:00	Fine	18722	2.6728	2.9362	7808.77	7832.77	24.00	0.85	0.91	0.88	1264	208.4
14-Jan-17	8:00	Cloudy	18846	2.8518	3.0150	7835.77	7859.77	24.00	0.86	0.86	0.86	1234	132.3
20-Jan-17	8:00	Fine	18801	2.6650	2.9490	7862.77	7886.77	24.00	0.91	0.92	0.92	1320	215.1
26-Jan-17	8:00	Fine	18489	2.8413	3.0590	7889.77	7913.77	24.00	0.95	0.95	0.95	1364	159.6

Report on 1-hour TSP monitoring

Action Level ($\mu\text{g}/\text{m}^3$) - 332
Limit Level ($\mu\text{g}/\text{m}^3$) - 500

Date	Sampling Time	Weather Condition	Filter paper no.	Filter Weight, g		Elapse Time, hr		Sampling Time, hr	Flow Rate, m^3/min			Total Volume, m^3	TSP Level, $\mu\text{g}/\text{m}^3$
				Initial	Final	Initial	Final		Initial, Q_{si}	Final, Q_{sf}	Average		
29-Dec-16	8:05	Cloudy	18616	2.8360	2.8437	7778.77	7779.77	1.00	1.10	1.10	1.10	66	116.3
29-Dec-16	9:15	Cloudy	18469	2.8398	2.8497	7779.77	7780.77	1.00	1.10	1.10	1.10	66	149.5
29-Dec-16	11:00	Cloudy	18466	2.8374	2.8525	7780.77	7781.77	1.00	1.10	1.10	1.10	66	228.0
4-Jan-17	8:04	Fine	18609	2.8047	2.8147	7805.77	7806.77	1.00	0.91	0.91	0.91	55	183.4
4-Jan-17	9:15	Fine	18714	2.6963	2.7131	7806.77	7807.77	1.00	0.91	0.91	0.91	55	308.0
4-Jan-17	11:00	Fine	18717	2.6760	2.6899	7807.77	7808.77	1.00	0.91	0.91	0.91	55	254.9
10-Jan-17	8:02	Fine	18769	2.6804	2.6901	7832.77	7833.77	1.00	0.79	0.79	0.79	47	204.7
10-Jan-17	9:30	Fine	18860	2.8351	2.8508	7833.77	7834.77	1.00	0.85	0.85	0.85	51	307.8
10-Jan-17	10:45	Fine	18854	2.8277	2.8378	7834.77	7835.77	1.00	0.88	0.88	0.88	53	191.2
16-Jan-17	8:02	Cloudy	18902	2.8224	2.8296	7859.77	7860.77	1.00	0.92	0.86	0.89	53	135.2
16-Jan-17	9:30	Cloudy	18836	2.8410	2.8492	7860.77	7861.77	1.00	0.92	0.86	0.89	53	154.0
16-Jan-17	13:00	Cloudy	18808	2.6508	2.6653	7861.77	7862.77	1.00	0.92	0.92	0.92	55	263.4
21-Jan-17	8:04	Fine	18910	2.8194	2.8358	7886.77	7887.77	1.00	0.92	0.92	0.92	55	297.5
21-Jan-17	9:20	Fine	18781	2.6622	2.6767	7887.77	7888.77	1.00	0.92	0.92	0.92	55	263.0
21-Jan-17	10:50	Fine	18451	2.8395	2.8547	7888.77	7889.77	1.00	0.80	0.80	0.80	48	317.7
27-Jan-17	8:04	Fine	18977	2.8929	2.8968	7913.77	7914.77	1.00	0.79	0.79	0.79	48	81.8
27-Jan-17	9:43	Fine	18975	2.8969	2.9095	7914.77	7915.77	1.00	0.92	0.92	0.92	55	229.4
27-Jan-17	10:50	Fine	18987	2.9171	2.9210	7915.77	7916.77	1.00	0.79	0.79	0.79	48	81.8



Location: CMA6a - WD2 PRE Office

Report on 24-hour TSP monitoring

Action Level - 187.3 $\mu\text{g}/\text{m}^3$
Limit Level - 260 $\mu\text{g}/\text{m}^3$

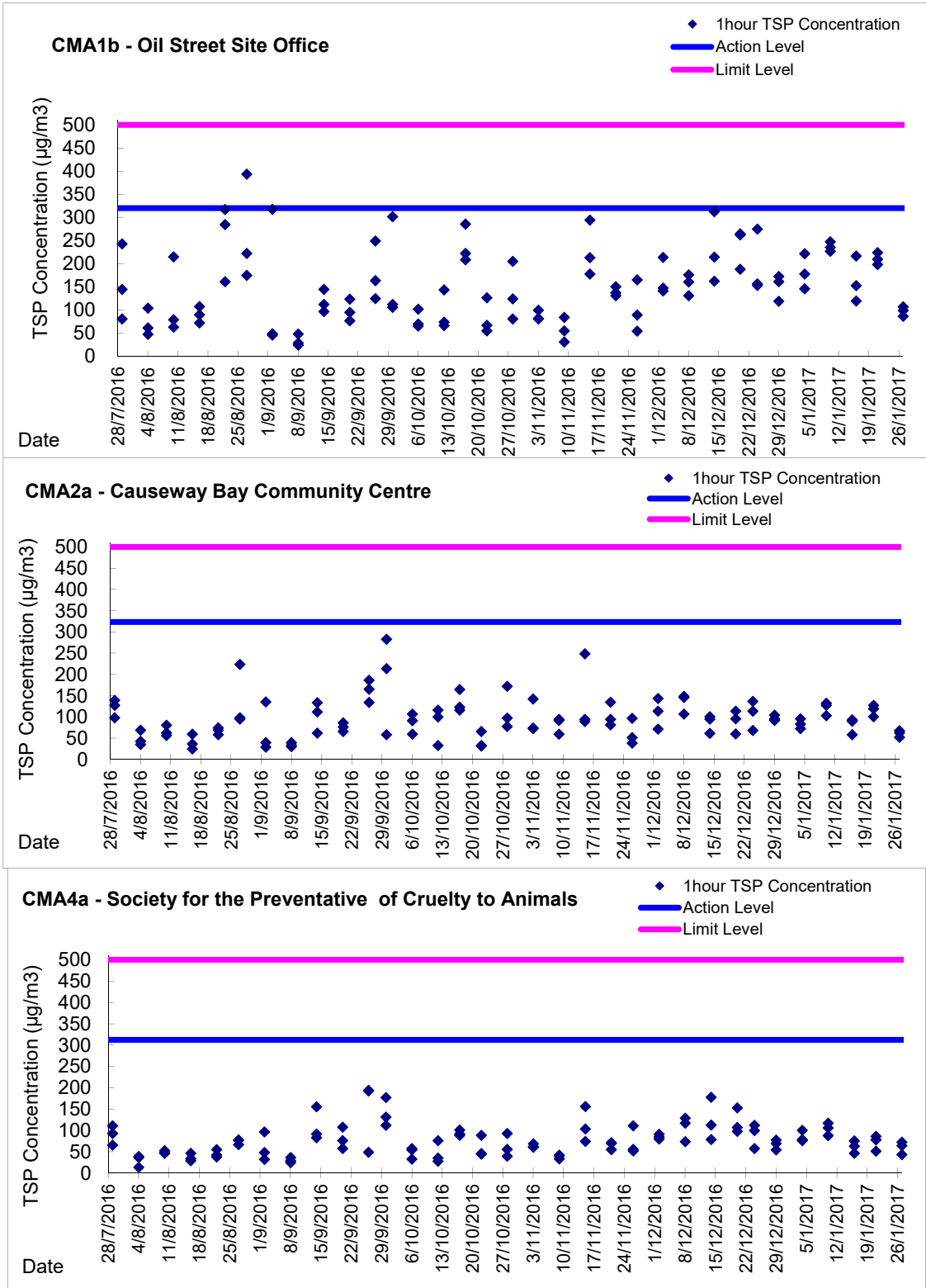
Date	Sampling Time	Weather Condition	Filter paper no.	Filter Weight, g		Elapse Time, hr		Sampling Time, hr	Flow Rate, m^3/min			Total Volume, m^3	TSP Level, $\mu\text{g}/\text{m}^3$
				Initial	Final	Initial	Final		Initial, Q_{si}	Final, Q_{sf}	Average		
28-Dec-16	8:00	Cloudy	18657	2.6376	2.7205	1440.60	1464.60	24.00	0.93	0.93	0.93	1339	61.9
3-Jan-17	8:00	Fine	18531	2.7976	2.9075	1467.61	1491.61	24.00	1.01	1.01	1.01	1456	75.5
9-Jan-17	8:00	Fine	18720	2.6967	2.8600	1494.61	1518.61	24.00	0.89	0.90	0.90	1290	126.6
14-Jan-17	8:00	Cloudy	18844	2.8446	2.9299	1521.61	1545.61	24.00	1.02	1.02	1.02	1467	58.1
20-Jan-17	8:00	Fine	18820	2.6760	2.7941	1548.61	1572.61	24.00	1.02	1.02	1.02	1466	80.5
26-Jan-17	8:00	Fine	18488	2.8220	2.9624	1575.61	1599.61	24.00	1.02	1.02	1.02	1466	95.7

Report on 1-hour TSP monitoring

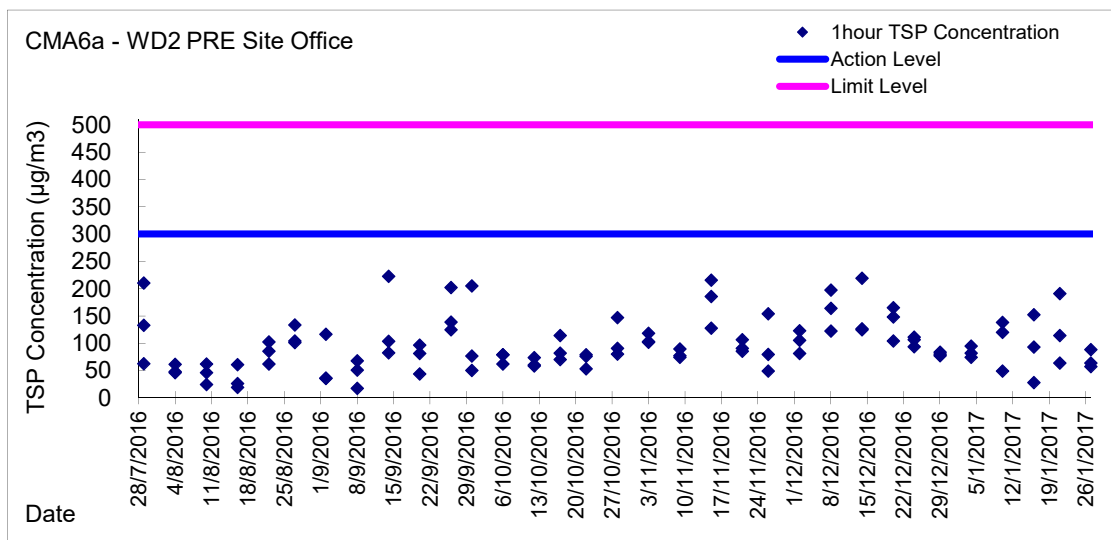
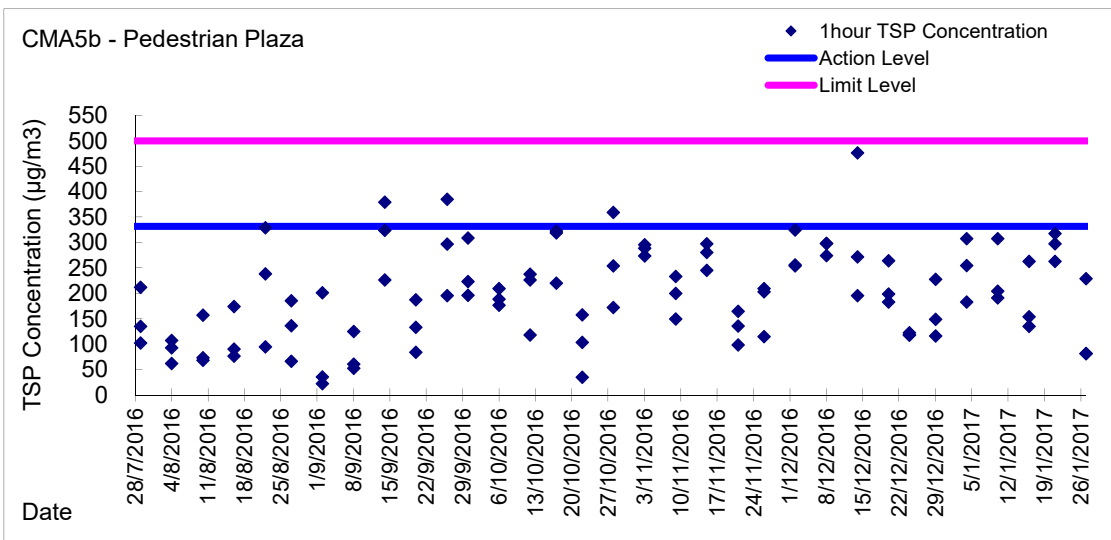
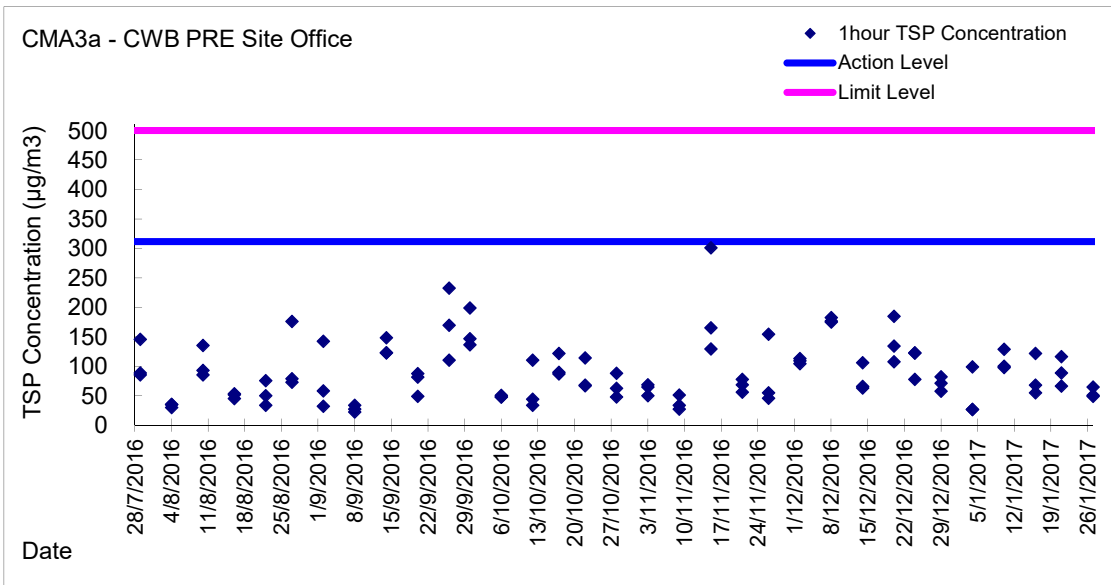
Action Level - 300.1 $\mu\text{g}/\text{m}^3$
Limit Level - 500 $\mu\text{g}/\text{m}^3$

Date	Sampling Time	Weather Condition	Filter paper no.	Filter Weight, g		Elapse Time, hr		Sampling Time, hr	Flow Rate, m^3/min			Total Volume, m^3	TSP Level, $\mu\text{g}/\text{m}^3$
				Initial	Final	Initial	Final		Initial, Q_{si}	Final, Q_{sf}	Average		
29-Dec-16	8:05	Cloudy	18443	2.8533	2.8586	1464.60	1465.60	1.00	1.06	1.06	1.06	63	83.6
29-Dec-16	9:15	Cloudy	18467	2.8356	2.8405	1465.60	1466.60	1.00	1.06	1.06	1.06	63	77.3
29-Dec-16	10:20	Cloudy	18464	2.8398	2.8449	1466.60	1467.60	1.00	1.06	1.06	1.06	63	80.4
4-Jan-17	8:03	Fine	18705	2.6398	2.6438	1491.61	1492.61	1.00	0.90	0.90	0.90	54	74.3
4-Jan-17	9:50	Fine	18712	2.6718	2.6769	1492.61	1493.61	1.00	0.90	0.90	0.90	54	94.7
4-Jan-17	10:55	Fine	18706	2.6806	2.6850	1493.61	1494.61	1.00	0.90	0.90	0.90	54	81.7
10-Jan-17	8:08	Fine	18868	2.8386	2.8470	1518.61	1519.61	1.00	1.01	1.01	1.01	61	138.3
10-Jan-17	9:30	Fine	18862	2.8641	2.8714	1519.61	1520.61	1.00	1.01	1.01	1.01	61	120.2
10-Jan-17	11:00	Fine	18852	2.8415	2.8445	1520.61	1521.61	1.00	1.01	1.01	1.01	61	49.4
16-Jan-17	8:15	Cloudy	18537	2.8174	2.8191	1545.61	1546.61	1.00	1.02	1.02	1.02	61	27.8
16-Jan-17	9:45	Cloudy	18839	2.8593	2.8650	1546.61	1547.61	1.00	1.02	1.02	1.02	61	93.2
16-Jan-17	13:00	Cloudy	18806	2.6754	2.6847	1547.61	1548.61	1.00	1.02	1.02	1.02	61	152.1
21-Jan-17	8:02	Fine	18815	2.6409	2.6526	1572.61	1573.61	1.00	1.02	1.02	1.02	61	191.2
21-Jan-17	9:10	Fine	18457	2.8307	2.8377	1573.61	1574.61	1.00	1.02	1.02	1.02	61	114.4
21-Jan-17	10:50	Fine	18452	2.8316	2.8355	1574.61	1575.61	1.00	1.02	1.02	1.02	61	63.7
27-Jan-17	8:02	Fine	18478	2.8535	2.8574	1599.61	1600.61	1.00	1.02	1.02	1.02	61	63.9
27-Jan-17	9:45	Fine	19005	2.8222	2.8276	1600.61	1601.61	1.00	1.02	1.02	1.02	61	88.5
27-Jan-17	10:48	Fine	18972	2.8769	2.8804	1601.61	1602.61	1.00	1.02	1.02	1.02	61	57.4

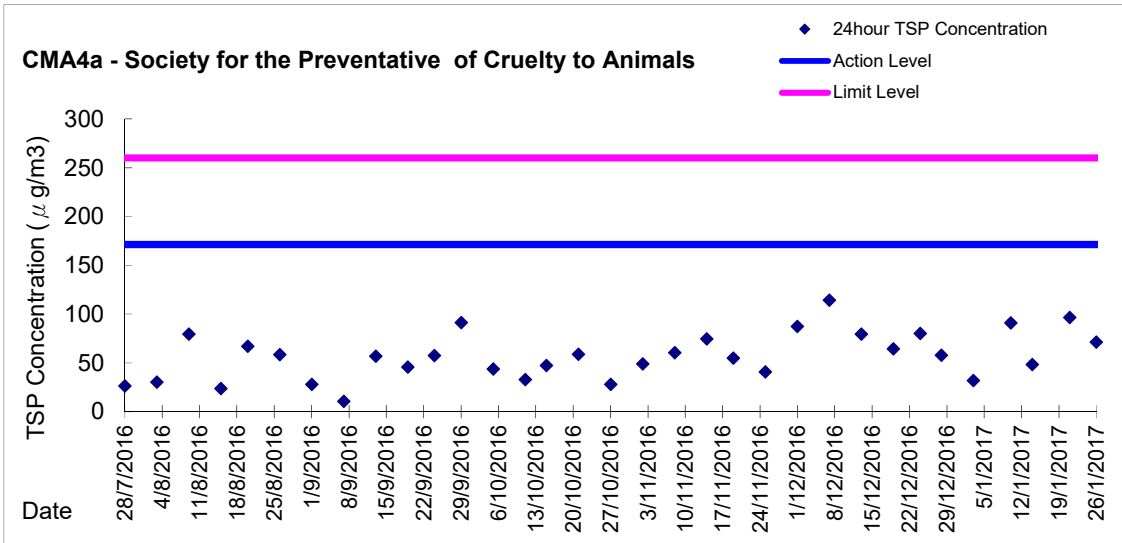
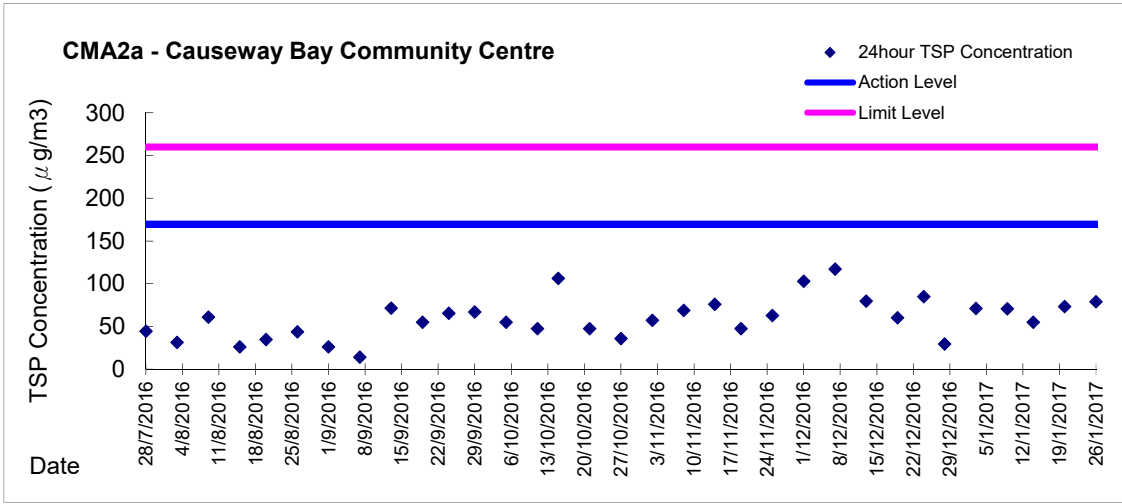
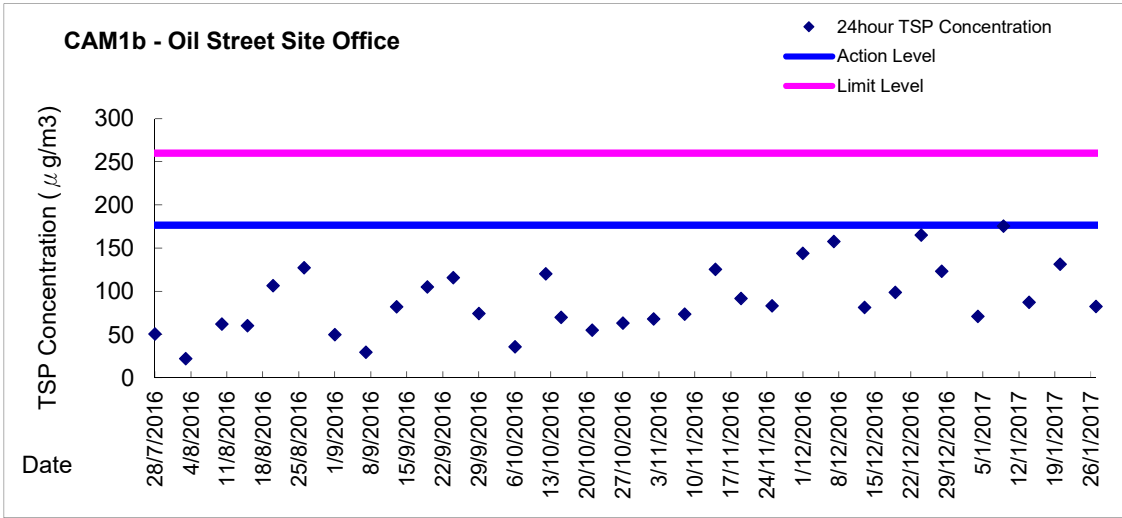
Graphic Presentation of 1 hour TSP Result



Graphic Presentation of 1 hour TSP Result



Graphic Presentation of 24 hour TSP Result



Graphic Presentation of 24 hour TSP Result

